

**Self Registration**

As a church member, once you have a login for your church’s site, you can access your profile, update your personal and contact information, view and print giving statements, change your privacy settings, and view information for your small groups.

**Contents**

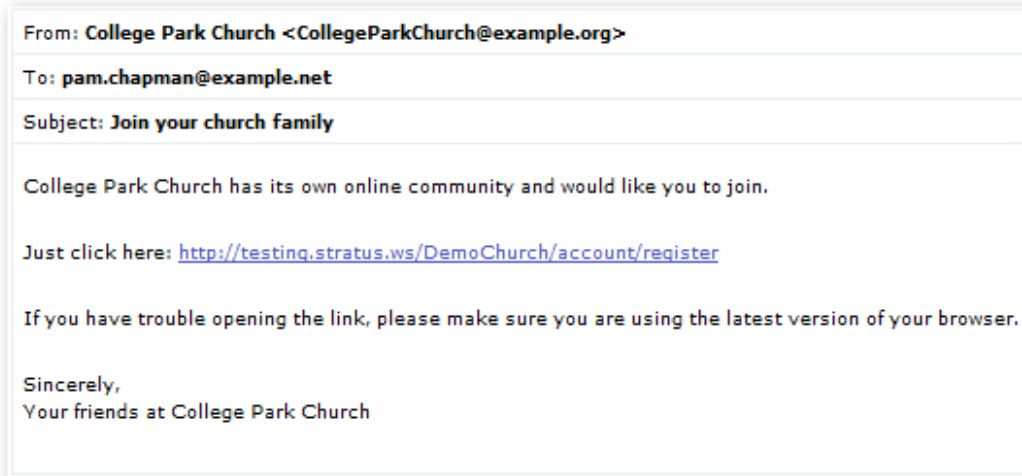
If you received an email inviting you to join the site.....3

If you want to join the site, but did not receive an email... .....8



## If you received an email inviting you to join the site...

1. If you received an email inviting you to join the site, open it, and click the link.



2. The registration page opens in your default web browser.
3. Enter your email address. If possible, use the email address your church has on file, but any email address will work. Later, you will use this address to log into the site.
4. Also create a password. Enter it twice for confirmation.

The registration form is titled "Register now!" and includes the following elements:

- Sign-up is easy, and it's free! Get started now...**
- Email Address:** A text input field containing "pam.chapman@example.org".
- Password:** A text input field with masked characters (dots).
- Confirm Password:** A text input field with masked characters (dots).
- Password Should Have:** A list of requirements:
  - 5 - 15 characters total
  - No part of email address
  - No repeating characters
  - None of these characters: <&>/\;%^''
  - No Sequences like abcdefg or 1234567
- Agreement:** Text stating "By clicking the register button below, you agree to the [Terms of Service](#) and you are 13 years of age or older."
- Match Status:** A green checkmark icon followed by the text "Matches".
- Register Button:** A blue button labeled "Register".
- Sign In Link:** Text at the bottom: "Already have an account? [Sign In](#)".

## Register now!

Sign-up is easy, and it's free! Get started now...

**Email Address**

**Password**

**Confirm Password**

**Password Should Have:**

- 5 - 15 characters total
- No part of email address
- No repeating characters
- None of these characters: <&>/\;%^''
- No sequences like abcdefg or 1234567

By clicking the register button below, you agree to the [Terms of Service](#) and you are 13 years of age or older.

**Register**

Already have an account? [Sign In](#)

Tip: At this point, you might want to write down your password and keep it to yourself, just in case you forget.

5. Click **Register**.

**Check your email**

To complete your registration, follow the instructions in the email.

6. A second message will be sent to your email address.

**From:** College Park Church <CollegeParkChurch@example.org>

**To:** MaryAbrams@example.org

**Subject:** Please complete Stratus registration

Welcome to the College Park Church online community.

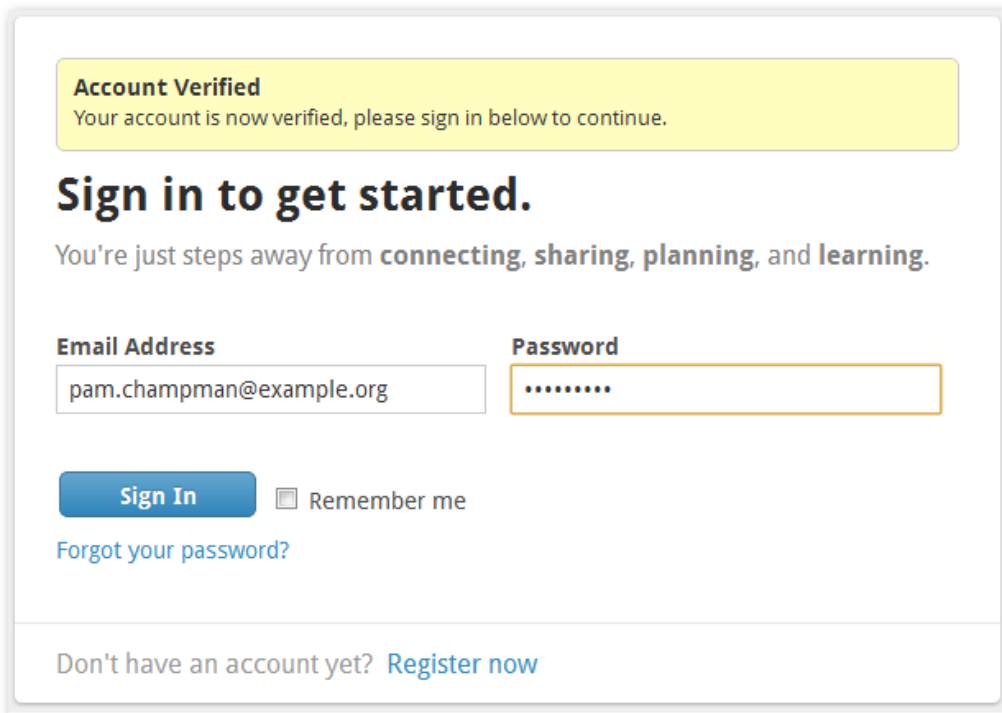
We've recorded your registration email as MaryAbrams@example.org.

If that's correct, please click the link below to complete the process.

<http://testing.stratus.ws/DemoChurch/account/Validate?user=MaryAbrams%40example.org&token=OOJCGEXV2805112>

Sincerely,  
Your friends at College Park Church

7. Click the link.
8. The sign in page opens in your default browser.

A screenshot of a web application's sign-in page. At the top, a yellow banner contains the text 'Account Verified' and 'Your account is now verified, please sign in below to continue.' Below this, the heading 'Sign in to get started.' is displayed in a large, bold font. Underneath the heading, a line of text reads 'You're just steps away from connecting, sharing, planning, and learning.' The sign-in form consists of two input fields: 'Email Address' with the value 'pam.champman@example.org' and 'Password' with masked characters '.....'. Below the email field is a blue 'Sign In' button. To the right of the button is a checkbox labeled 'Remember me'. Below the 'Sign In' button is a blue link that says 'Forgot your password?'. At the bottom of the form, there is a line of text that says 'Don't have an account yet? Register now' with 'Register now' being a blue link.

**Account Verified**  
Your account is now verified, please sign in below to continue.

## Sign in to get started.

You're just steps away from **connecting**, **sharing**, **planning**, and **learning**.

**Email Address**  
pam.champman@example.org

**Password**  
.....

**Sign In** ☐ Remember me

[Forgot your password?](#)

Don't have an account yet? [Register now](#)

9. Enter your password and click **Sign In**.

10. Next, you will see one of two screens:

If the church website has your birthday or phone number on file, you will be asked to enter one of these in order to confirm your identity. For birthday, you just need to enter month and day. Your birth year is never displayed. This is a once-only request. You will not have to verify each time you visit the site.

### Connection Verification

We have your email address on file. For your protection, please confirm the date of your birth in **College Park Church's** records. Then click Verify to continue.

**Birthday \***

[Verify](#)

**OR** If your church website does not have your birthday or phone number on file, you will be asked to enter some basic information about yourself. Complete the page and click **Send Information**.

### More Information Needed

Sorry, but it looks like we don't have enough information to automatically connect you. Please provide us with some additional information. Once College Park Church has verified your account, you will receive a confirmation email.

<b>First Name</b>	<b>Country</b>
<input type="text"/>	United States <input type="text"/>
<b>Last Name</b>	<b>Address 1</b>
<input type="text"/>	<input type="text"/>
<b>Birthday</b>	<b>Address 2</b>
<input type="text" value="mm/dd/yyyy"/>	<input type="text"/>
<b>Preferred Phone</b>	<b>City</b>
<input type="text" value="(555) 555-5555"/>	<input type="text"/>
	<b>State</b>
	<input type="text"/>
	<b>Postal Code</b>
	<input type="text"/>

☐ Please do not share my information with other members at College Park Church.

[Send Information](#)

Then check your email for another message and follow the link:

**From:** College Park Church <CollegeParkChurch@example.org>

**To:** pam.chapman@example.net

**Subject:** Join your church family


College Park Church has its own online community and would like you to join.

Just click here: <http://testing.stratus.ws/DemoChurch/account/register>

If you have trouble opening the link, please make sure you are using the latest version of your browser.

Sincerely,  
Your friends at College Park Church

11. Now you're in and can start looking around the site. The first thing you probably want to do is check your contact and personal information. Click **Edit** to update any out-of-date or missing material. Your church will use this same information to contact you as well as keep its attendance and financial records current.



## Pam Chapman

[Activity](#)[Info](#)[Groups](#)[Giving](#)

**Family**  
[Add a family member](#)

**Contact Information**

Name	Pam Chapman
Home Address	427 Mountain Trace Dr. Florence, SC 29501 <a href="#">View Map</a>
Home Phone	(843) 555-1954 / Primary Phone
Primary Email	<a href="mailto:pam.chapman@example.org">pam.chapman@example.org</a>

**Personal Information**

Birthday	January 17
----------	------------

## If you want to join the site, but did not receive an email...

1. Click Register Now.

### Sign in to get started.

You're just steps away from **connecting, sharing, planning, and learning.**

Email Address

Password

Sign In

☐ Remember me

[Forgot your password?](#)

Don't have an account yet? [Register now](#)

2. Enter your email address and the password you will use to log in to the site. You might want to jot down the password in case you forget it later.

### Register now!

Sign-up is easy, and it's free! Get started now...

Email Address

pam.champman@example.org

Password

.....

Confirm Password

.....

By clicking the register button below, you agree to the [Terms of Service](#) and you are 13 years of age or older.

☒ **Matches**

Register

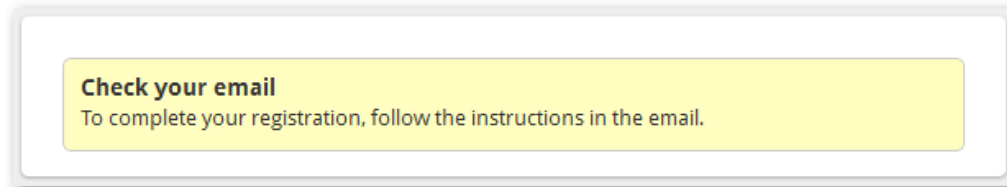
**Password Should Have:**

- 5 - 15 characters total
- No part of email address
- No repeating characters
- None of these characters: `<&>\/\;%'^``
- No Sequences like `abcdefg` or `1234567`

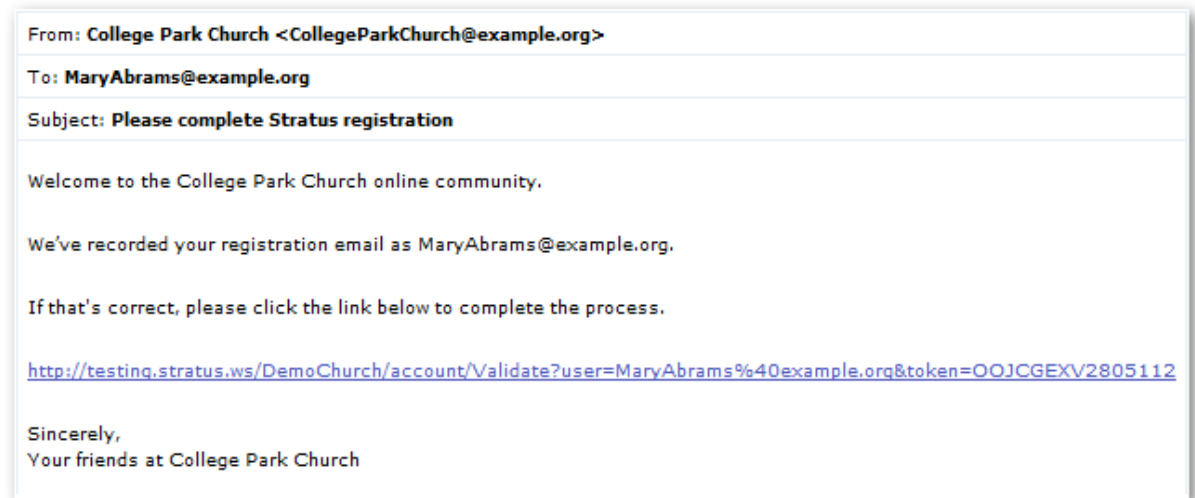
Already have an account? [Sign In](#)



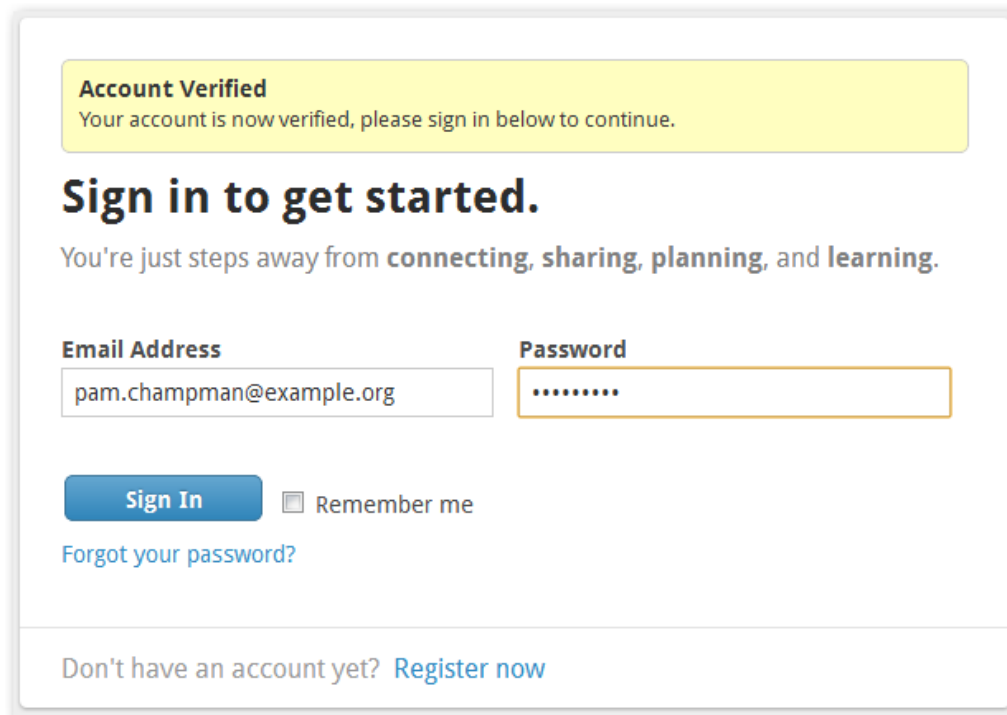
3. Click **Register**.



4. A message will be sent to your email address.



5. Click the link.
6. The sign in page opens in your default browser.



7. Enter your password and click **Sign In**.

8. You will be asked to enter some basic information about yourself. Complete the page and click **Send Information**.

## More Information Needed


Sorry, but it looks like we don't have enough information to automatically connect you. Please provide us with some additional information. Once College Park Church has verified your account, you will receive a confirmation email.

<b>First Name</b> <input type="text"/>	<b>Country</b> <input type="text" value="United States"/>
<b>Last Name</b> <input type="text"/>	<b>Address 1</b> <input type="text"/>
<b>Birthday</b> <input type="text" value="mm/dd/yyyy"/>	<b>Address 2</b> <input type="text"/>
<b>Preferred Phone</b> <input type="text" value="(555) 555-5555"/>	<b>City</b> <input type="text"/>
	<b>State</b> <input type="text"/>
	<b>Postal Code</b> <input type="text"/>

☐ Please do not share my information with other members at College Park Church.

[Send Information](#)

9. Now you're in. The first thing you probably want to do is check your contact and personal information. Click **Edit** to update any out-of-date or missing information. Your church will use this same information to contact you as well as keep its attendance and financial records current.



## Pam Chapman

[Activity](#)
[Info](#)
[Groups](#)
[Giving](#)

**Family**  
[Add a family member](#)

**Contact Information**

Name	Pam Chapman
Home Address	427 Mountain Trace Dr. Florence, SC 29501 <a href="#">View Map</a>
Home Phone	(843) 555-1954 / Primary Phone
Primary Email	<a href="mailto:pam.chapman@example.org">pam.chapman@example.org</a>

**Personal Information**

Birthday	January 17
----------	------------